







# ★ Monster Project ★



Draw a monster in the box. Use a felt pen and color your monster using felt pens, too.

long fat green sharp ugly pointy  
hairy swiggly wings head indigo  
spots razor sharp goofy stripes claws



Write about your monster and remember to give your monster a name.

---

---

---

---

---

---

---

---

---

---

---

Example:

My monster has a fat body with three skinny legs. It has two long arms with a hand on each arm. Each hand has three fingers. It has an oval head with a triangular nose, a mouth with razor sharp teeth. In the middle of its face it has three circular eyes similar to these of a clown. Its head is lime green.

Once you are done you may want to have your class participate in the monster exchange project at: [www.monstereexchange.org](http://www.monstereexchange.org)